SAVINOBARBERA	Specifica pompa - *Pump data sheet – Feuille de spécification*	SPC_0083
	OP125D 270	

Pompa centrifuga orizzontale, monoblocco, albero a sbalzo, tenuta meccanica interna, bilanciata
Close coupled horizontal centrifugal pump, end suction, single stage, internal, balanced mechanical seal
Pompe centrifuge horizontale, à un étage, garniture mécanique, équilibrée lubrifiée par le liquid pompé

girante sospesa aperta *open overhung impeller* *roue ouverte en porte-à-faux*	∅ 270	Bocchelli flangia libera *Nozzles backing ring* *Bride libre*	Aspirazione – *Suction - Aspiration*	DN100 d125 4"1/2 ANSI 150#
			Mandata – *Delivery - Refoulement*	DN100 d125 4"1/2 ANSI 150#

Motore elettrico trifase CVE *Three-phases electric motor TEFC* *Moteur électrique triphasés FVE*	KW 15 –1450 rpm- IP55 - F/B Insulation class Volt 400/660 - Hz 50

Caratteristiche di funzionamento - *Performance data - Données*

	current	pot. ass.-*ads. power-puiss.abs.*			portata-*delivery-débit*		*head*	eff.			
No	V	A	kW	HP	l/min	m³/h	m w.c.	%	SG kg/m³	SG kg/m³	dB(A)
1	400	23.9	13.4	17.9	2430	145.8	5	17	1000		≤ 75
2		21.6	12.1	16.1	1930	115.8	10	29	1200		
3		18.7	10.4	14.0	1380	82.8	15	37	1500		
4		15.5	8.6	11.6	680	40.8	20	29	1700		
5		13.4	7.5	10.0	480	8.0	23	8	1800		
6		13.4	7.5	10.0	0	0	24	0	1900		
7											
8											

Curva – *Curve - Curbe*

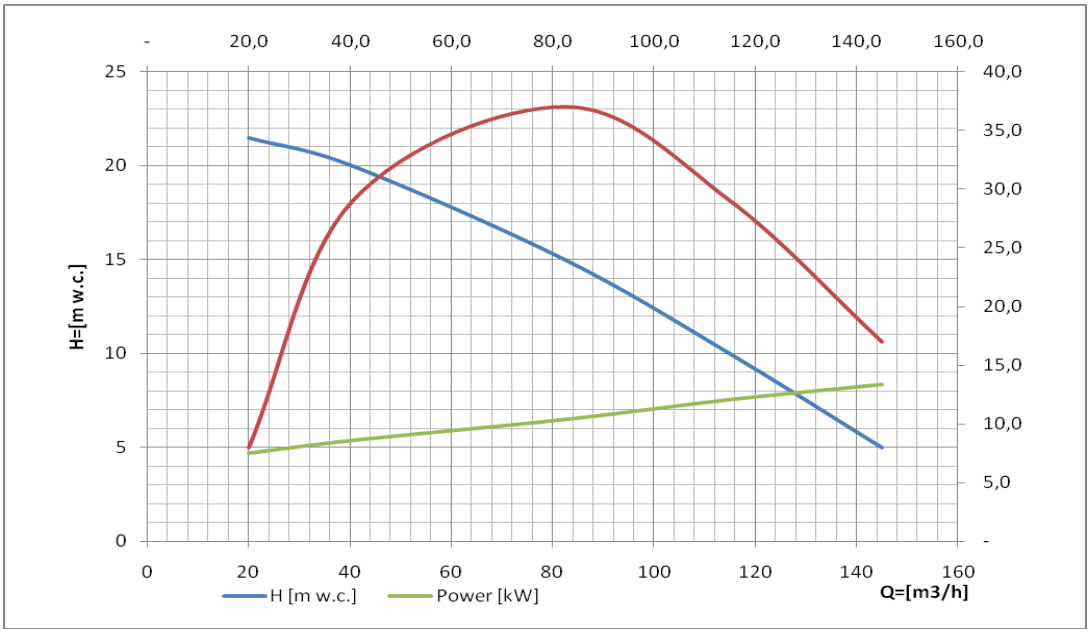

OP125D – PP

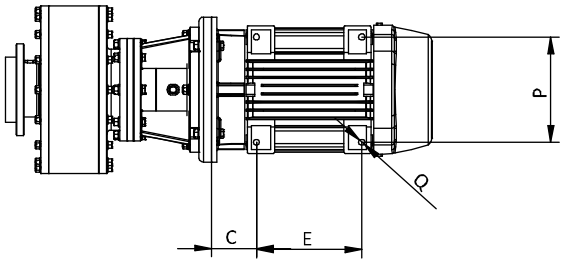

Motore – *Motor*

kW	Poles	IEC Frame	B[1]	C	E	O	P	Q	kg[1]
15	4	160L	540	108	254	160	254	14.5	139

Pompa – *Pump*

IEC Frame	F	H2	L2	N	Sc[2]	kg[1]
160L	333	165	277	405	Ø20	35

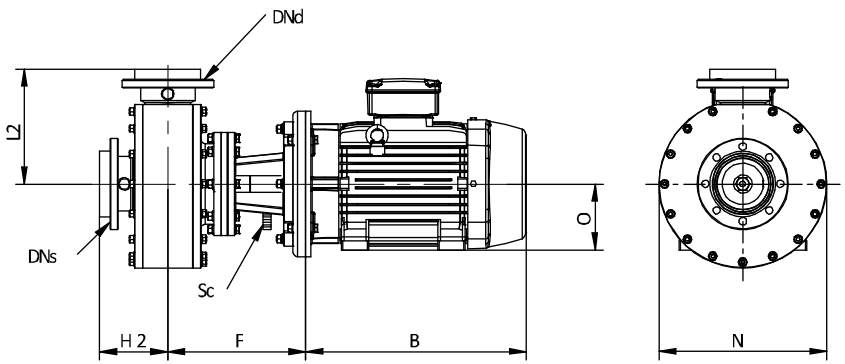

Flangia libera – *Backing ring*

Attacchi – *Connections*

	H0	DNs	L0	DNd	H1	Ds	L1	Dd	Dfs	Dfd
Flangia libera *Backing ring*[3]	-	d125 DN100	-	D125 DN100	-	-	-	-	-	-
Flangia libera *Backing ring*[4]	-	4" ½	-	4" ½	-	-	-	-	-	-
Portagomma *Hose adaptor*[5]	-	-	-	-	-	-	-	-	-	-
Filetto femmina *Female threaded*[5]	-	-	-	-	-	-	-	-	-	-

[1]Dimensioni e pesi suscettibili di variazione - *Dimensions and weights subject to variations*
[2] Portagomma di drenaggio in caso di rottura della tenuta meccanica - *Hose drain in case of failure of the mechanical seal*
[3] PN10/16 EN1092-1 (DIN 2501)
[4] ANSI B 16.5 150 lbs
[5] ISO 228/1

OP125D - PP

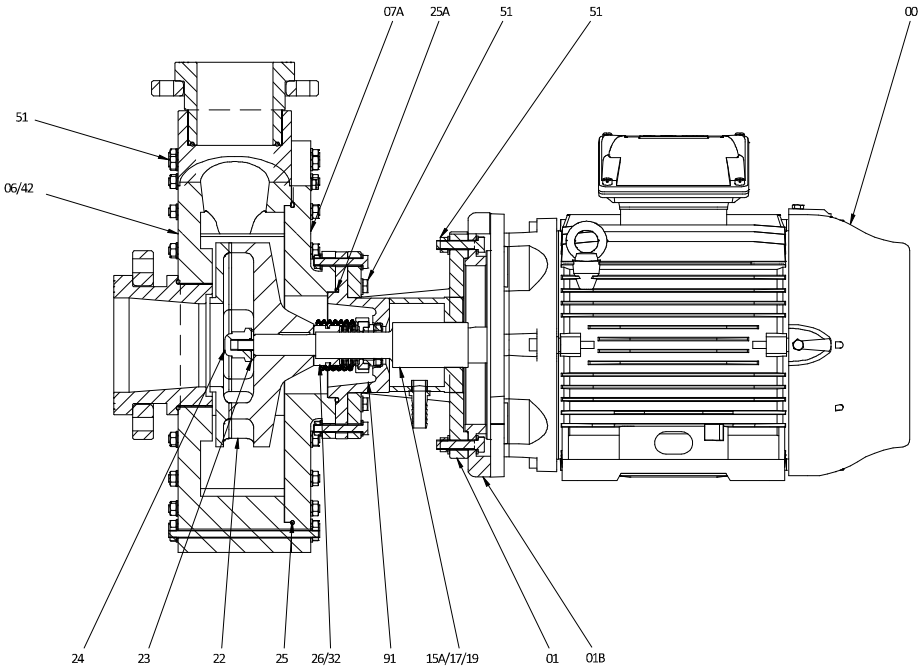

Flangia libera *Backing ring*

Codice *Part-No.*	Denominazione *Designation*	Materiali *Materials*	Qt.
00	Motore - *Motor*	-	1
01	Castelletto motore - *Motor stool*	Al	1
01B	Flangia castelletto motore - *Motor stool flange*	Al	1
06/42	Corpo pompa/Collare/Flangia libera - *Pump casing/Stub/Backing ring*	PP/Fe/PP	1
07A	Coperchio posteriore – *Rear cover*	PP	1
15A/17/19	Albero completo - *Complete shaft*	□ SS □ SS/PP	1
22	Girante - *Impeller*	PP	1
23	Rondella girante - *Impeller washer*	PTFE	1**
24	Dado girante - *Impeller nut*	BR/PP	1
25	O Ring corpo – *Casing O Ring*	□ EPDM □ FPM	1
25A	O Ring coperchio posteriore – *Rear cover O Ring*	□ EPDM □ FPM	1
26/32	Tenuta meccanica - *Mechanical seal*	□ PTFE/CER □ PTFE/SiC	1
51	Serie Bulloneria/Rondelle (**) - *Nuts/Bolts/Washers Set (**)*	SS/BR/PP PTFE	1**
91	Camera della tenuta – *Seal chamber*	PP	1

** Tutte le rondelle in PTFE della bulloneria (51) e della girante (23) devono essere sostituite dopo ogni smontaggio.
*** All the PTFE washers of bolts and nuts (51) and impeller (23) must be replaced after each disassembly.*